



BRIGHTTEK
BRIGHTTEK (EUROPE) LIMITED

Brighten up The World With LED!



ISO/TS 16949:2009



BS EN ISO 14001:2004



QC 080000 IECQ HSPM

PRODUCT DATASHEET




- ▶ PTH/THT Lamp
- ▶ 3mm Round 5.3t
- ▶ Photodiode (PD)

NOP60L55 (Bulk)
 NOP60L55T (Tape)



Release Date: 16 April 2023 Version: A1.0



3 m m R o u n d L a m p

3mm Round Lamp

RoHS
 Compliant



FEATURES:

NOP60L55 is silicon planar PIN photodiodes incorporated in THT/PTH packages that simultaneously serve as filters, and also transparent for infrared emission. The PIN photodiodes are outstanding for low junction capacitance, high cut-off frequency and fast switching times.

- **Package:** PTH/THT LED Lamp 3mm Round 5.3t
- **Wavelength of Max. Sensitivity (typ.):** 950nm
- **Receiving Angle:** 30°
- **Materials:**
 - Die: Silicon Planar
 - Resin: Epoxy (Black Clear)
- **Operating Temperature:** -40~+85°C
- **Storage Temperature:** -50~+100°C
- **Soldering methods:** Hand; Soldering Heat (DIP)
- **MSL Level:** acc. to JEDEC Level 3
- **Packing:** 500pcs/bulk; 2000pcs/tape (Ammo Pack)

APPLICATIONS:

- Remote Control
- Automatic Control System
- Burglar Alarm
- Photo Detector
- Smoke
- Detector
- Computer I/O Peripheral
- Industrial Use

CHARACTERISTICS:

Absolute Maximum Characteristics (Ta=25°C)

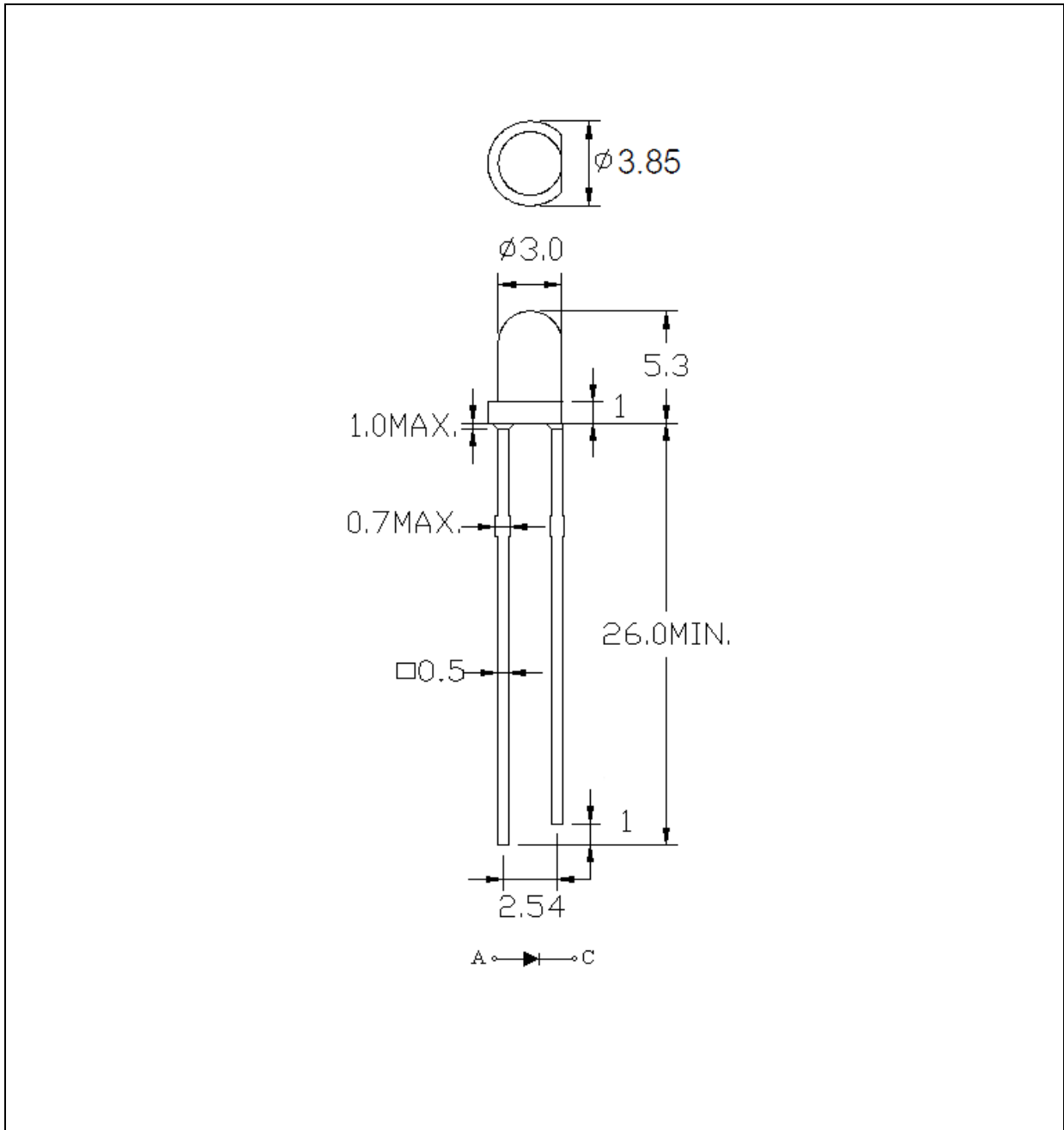
Parameter	Symbol	Ratings	Unit
Power Dissipation	P _D	100	mW
Operating Temperature	T _{OPR}	-40~+85	°C
Storage Temperature	T _{STG}	-50~+100	°C
Relative Humidity at 85°C	hr	85	%

Electrical & Optical Characteristics (Ta=25°C)

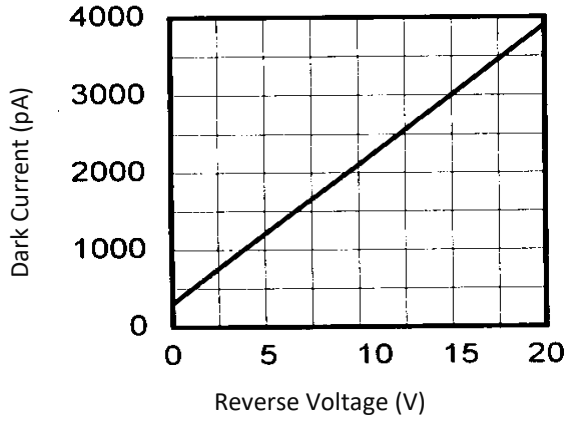
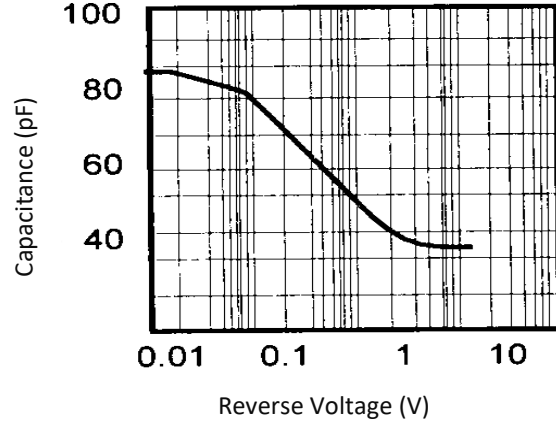
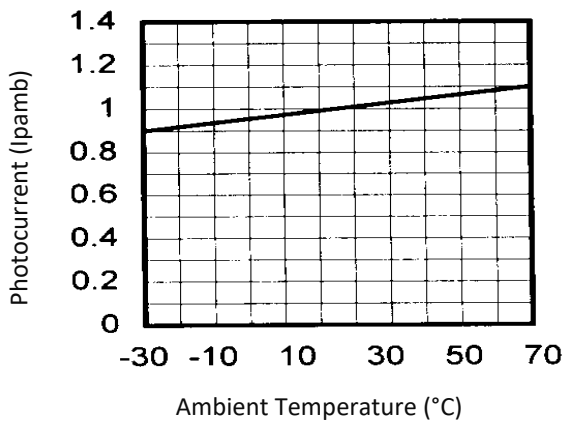
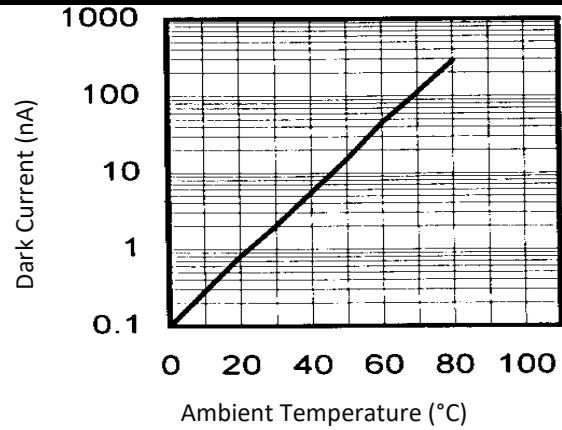
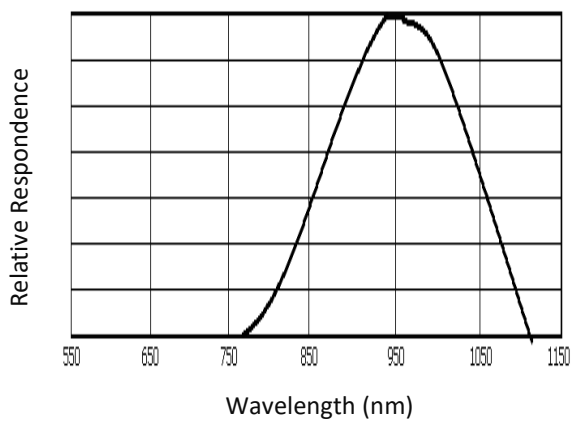
Parameter	Symbol	Values			Unit	Test Condition
		Min.	Typ.	Max.		
Reverse Light Current	I _L	13	20	---	μA	V _R =5V E _e =1mW/cm ² λ _p =940nm
Wavelength of Peak Sensitivity	λ _{p(MAX)}	700	950	---	nm	---
Reverse Breakdown Voltage	V _{(BR)R}	33	170	---	V	I _r =100μA E _e =0mW/cm ²
Open Circuit Voltage	V _{OC}	---	165	---	mV	E _e =0.5mW/cm ² λ _p =940nm
		---	110	---	mV	E _e =0.05mW/cm ² λ _p =940nm
Short Circuit Current	I _{SC}	---	1.5	---	μA	E _e =0.1mW/cm ² λ _p =940nm
Turn-On Time	T _{on}	---	50	---	nS	RL=1K V _R =10V
Turn-Off Time	T _{off}	---	50	---	nS	RL=1K V _R =10V
Temperature Coefficient of V _o	T _c	---	-2.6	---	mV/K	---
Radiant Sensitive Area	A	---	7.7	---	mm ²	---
Dark Current	I _{D(R)}	---	2	30	nA	V _R =10V E _e =0mW/cm ²
Total Capacitance	C _t	---	25	30	PF	V _R =3V F=1MHz E _e =0mW/cm ²

OUTLINE DIMENSION:

Package Dimension:



1. All dimensions are in millimetre (mm).
2. Tolerance $\pm 0.2\text{mm}$, unless otherwise noted.

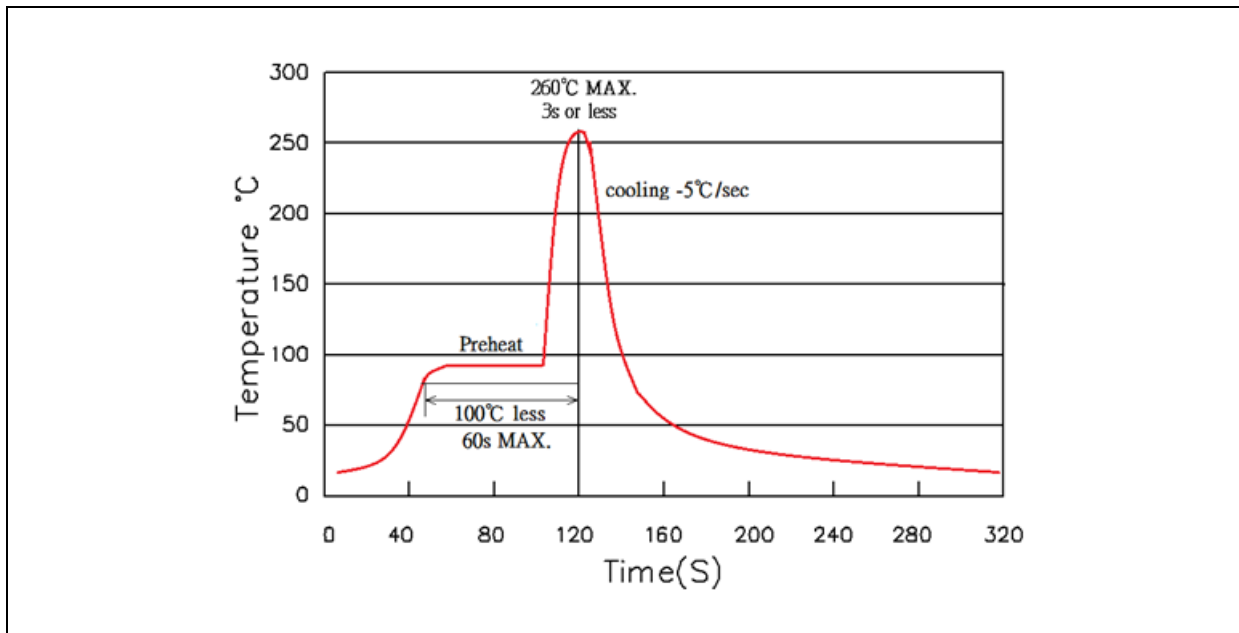
ELECTRO-OPTICAL CHARACTERISTICS:
Dark Current v.s. Reverse Voltage

Capacitance v.s. Reverse Voltage

Photocurrent v.s. Ambient Temperature

Dark Current v.s. Ambient Temperature

Photodiode Relative Curves


RECOMMENDED SOLDERING PROFILE:

Hand Solder (Solder Iron):

- Temperature at tip of iron: 350°C Max.
- Soldering Time: 3 seconds \pm 1 sec.

Soldering Heat (DIP):



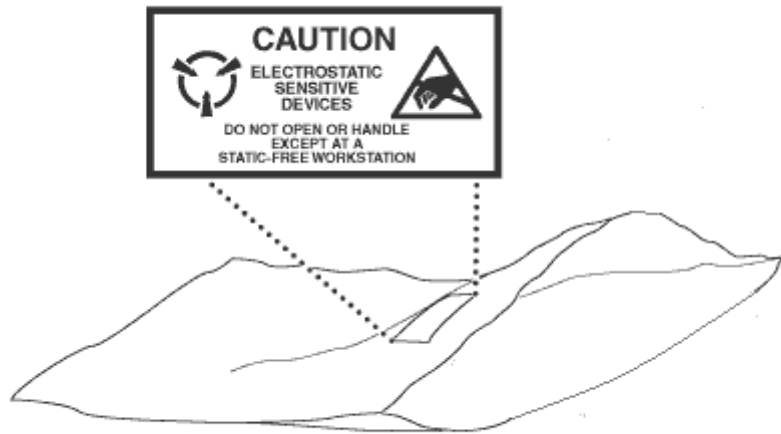
Note:

1. Maximum reflow soldering: 1 time.
2. Before, during, and after soldering, should not apply stress on the components and PCB board.

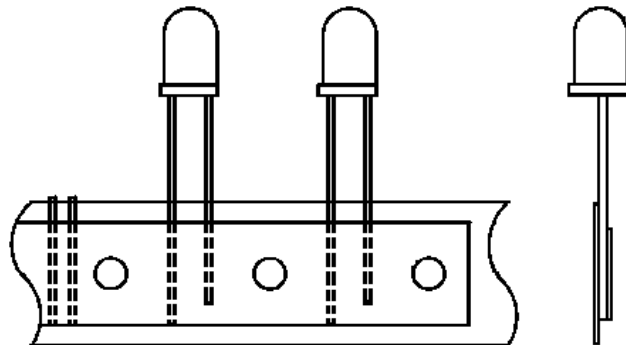
PACKING SPECIFICATION:

Reel Dimension:

500pcs/Bulk



2000pcs/Taping



PRECAUTIONS OF USE:

Storage:

It is recommended to store the products in the following conditions:

- Humidity: 60% R.H. Max.
- Temperature: 5°C~30°C (41°F ~86°F).

Shelf life in sealed bag: 12 months at 5°C~30°C and <60% R.H.

Once the package is opened, the products should be used within a week. Otherwise, they should be kept in a damp-proof box with desiccating agent <10% R.H. and apply baking before use.

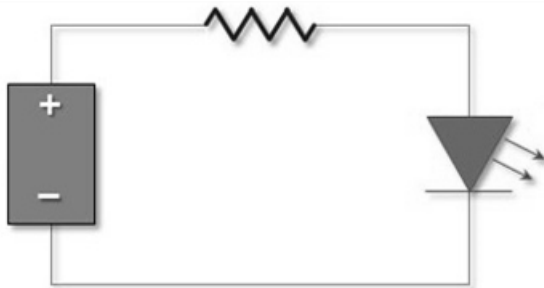
Baking:

It is recommended to bake the LED before soldering if the pack has been unsealed for longer than 24hrs. The suggested baking conditions are as followings:

- 60±5°C x 24hrs and <5%RH, taped / reel package.

It's normal to see slight color fading of carrier (light yellow) after baking in process.

Testing Circuit:



Must apply resistor(s) for protection (over current proof).

Cleaning:

Use alcohol-based cleaning solvents such as isopropyl alcohol to clean the LED carrier / package. Avoid putting any stress force directly on to the LED lens.

ESD (Electrostatic Discharge):

Static Electricity or power surge will damage the LED. Use of a conductive wrist band or anti-electrostatic glove is recommended when handling the LED all time. All devices, equipment, machinery, work tables, and storage racks must be properly grounded.

In the events of manual working in process, make sure the devices are well protected from ESD at any time.

REVISION RECORD:

Version	Date	Summary of Revision
A1.0	16/04/2023	Datasheet set-up.