

SMD Power Coil



FEATURES

DE series is superior to be high saturation for surface mounting
 Magnetic shielding
 Very small footprint
 Flat-top for pick and place
 Increased size selection guide
 Low resistance to keep power loss minimum

APPLICATIONS

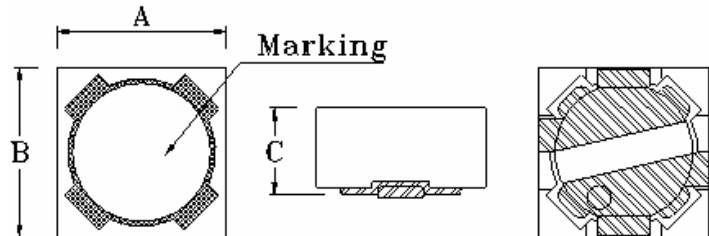
Ideal for palm-top and laptop LCD television set
 Excellent for power line DC to DC converters application used in hard disk, notebook computer

DIMENSIONS (mm)

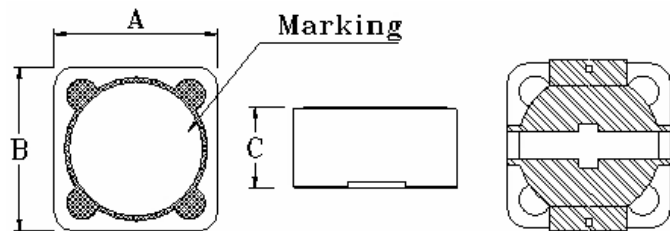
No.	Part No.	Size (mm)		
		A	B	C
1	DE 0703	7.3 ± 0.2	7.3 ± 0.2	3.2 ± 0.2
2	DE 0704	7.3 ± 0.2	7.3 ± 0.2	4.5 Max.
3	DE 1207	12.0 ± 0.3	12.0 ± 0.3	8.0 Max.
4	DE 1209	12.0 ± 0.3	12.0 ± 0.3	10.0 Max.

PRODUCT IDENTIFICATION

DE 0703- 10
 |
 Type Size Inductance



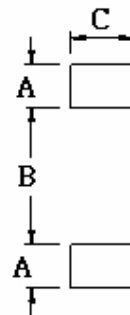
DE 0703 DE 0704



DE 1207 DE 1209

RECOMMENDED PATTERN

Type	A	B	C
DE 0703	1.5	4.8	2.2
DE 0704	1.6	4.8	2.2
DE 1207	2.9	7.0	5.4
DE 1209	2.9	7.0	5.4



PACKAGE

Type	DE 0703	DE 0704	DE 1207	DE 1209
Q'TY/Reel	1,000	1,000	500	500

SMD Power Coil

Part Code	L (μH)	DE 0703		DE 0704		DE 1207		DE1209	
		RDC (Ω)	IDC (A)	RDC (Ω)	IDC (A)	RDC (Ω)	IDC (A)	RDC (Ω)	IDC (A)
1	1.0					0.006	14.00	0.038	20.00
1.3	1.3								
2.1	2.1								
2.4	2.4					0.010	10.30	0.062	15.00
3.1	3.1								
3.5	3.5					0.012	9.30		
4.4	4.4								
4.6	4.6					0.014	9.10		
5.8	5.8					0.016	8.60		
7.4	7.4					0.018	7.40		
7.5	7.5								
10	10	0.072	1.68	0.049	1.84	0.019	6.70		
12	12	0.098	1.52	0.058	1.71	0.021	6.45		
15	15	0.130	1.33	0.081	1.47	0.026	5.65	0.022	6.00
18	18	0.140	1.20	0.091	1.31	0.028	5.10		
22	22	0.190	1.07	0.110	1.23	0.036	4.70	0.039	5.00
27	27	0.210	0.96	0.150	1.12	0.041	4.20		
33	33	0.240	0.91	0.170	0.96	0.053	3.90	0.058	4.300
39	39	0.320	0.77	0.230	0.91	0.060	3.50		
47	47	0.360	0.76	0.260	0.88	0.078	3.25	0.061	4.20
56	56	0.470	0.68	0.350	0.75	0.090	2.90		
68	68	0.520	0.61	0.380	0.69	0.120	2.60	0.088	3.00
82	82	0.690	0.57	0.430	0.61	0.119	2.40		
100	100	0.790	0.50	0.610	0.60	0.151	2.10	0.130	2.400
120	120	0.890	0.49	0.660	0.52	0.169	1.90		
150	150	1.270	0.43	0.880	0.46	0.227	1.80	0.190	2.20
180	180	1.450	0.39	0.980	0.42	0.299	1.55	0.209	2.00
220	220	1.650	0.35	1.170	0.36	0.338	1.45	0.230	1.60
230	230							0.290	1.60
270	270	2.310	0.32	1.640	0.34	0.419	1.30		
330	330	2.620	0.28	1.860	0.32	0.471	1.20	0.386	1.30
390	390	2.940	0.26	2.850	0.29	0.572	1.10		
470	470	4.180	0.24	3.010	0.26	0.741	1.00		
560	560	4.670	0.22	3.620	0.23	0.852	0.95		
680	680	5.730	0.19	4.630	0.22	1.130	0.85		
820	820	6.540	0.18	5.200	0.20	1.240	0.75		
1000	1000	9.440	0.16	6.000	0.18	1.500	0.70		

DCR & IDC listed are all Max. Value.

Tolerance : M= ± 20%, M tolerance is standard.