

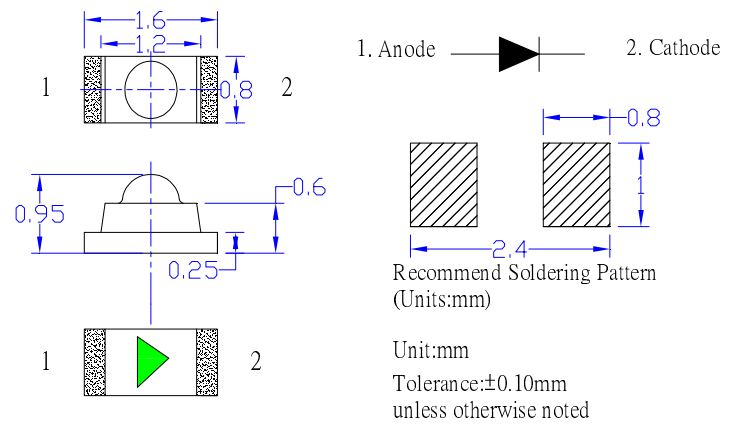
■Features

- Single chip
- Super high brightness of surface mount LED
- Compact package outline
(LxWxT) of 1.6mm x 0.8mm x 0.95mm
- Compatible to IR reflow soldering.

■Applications

- Backlighting (switches, keys, etc.)
- Marker lights (e.g. steps, exit ways, etc.)

■Outline Dimension



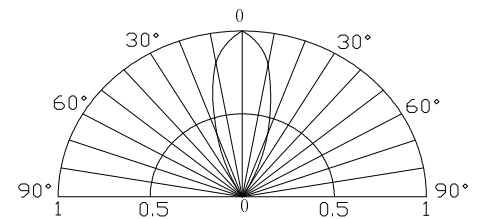
■Absolute Maximum Rating

(Ta=25°C)

Item	Symbo l	Value		Unit
		B5/G5	G8/Y5/O5/R5	
DC Forward Current	I _F	30	30	mA
Pulse Forward Current*	I _{FP}	100	80	mA
Reverse Voltage	V _R	5	5	V
Power Dissipation	P _D	102	72	mW
Operating Temperature	Topr	-40 ~ +85		°C
Storage Temperature	Tstg	-40~ +85		°C
Lead Soldering Temperature	Tsol	260°C/10sec		-







*Pulse width Max 0.1ms, Duty ratio max 1/10

■Directivity



■Electrical -Optical Characteristics

(Ta=25°C)

Part Number	Color			V _F (V)			I _R (μA)	I _v (mcd)			λD (nm)			2θ1/2(deg)
				Min.	Typ.	Max.	Max.	Min.	Typ.	Max.	Min.	Typ.	Max.	Typ.
				I _F =20mA			V _R =5V			I _F =20mA				
OSB5060341F	Blue	B5		2.8	3.1	3.4	10	150	350	-	460	465	470	35
OSG5060341F	True Green	G5		2.8	3.1	3.4	10	1300	2500	-	518	521	526	35
OSG8060341F	Yellow Green	G8		1.8	2.1	2.4	10	70	150	-	565	570	575	35
OSY5060341F	Yellow	Y5		1.8	2.1	2.4	10	200	400	-	585	590	595	35
OSO5060341F	Orange	O5		1.8	2.1	2.4	10	200	400	-	600	605	610	35
OSR5060341F	Red	R5		1.8	2.1	2.4	10	200	400	-	617	621	625	35

*1 Tolerance of measurements of dominant wavelength is ±1nm

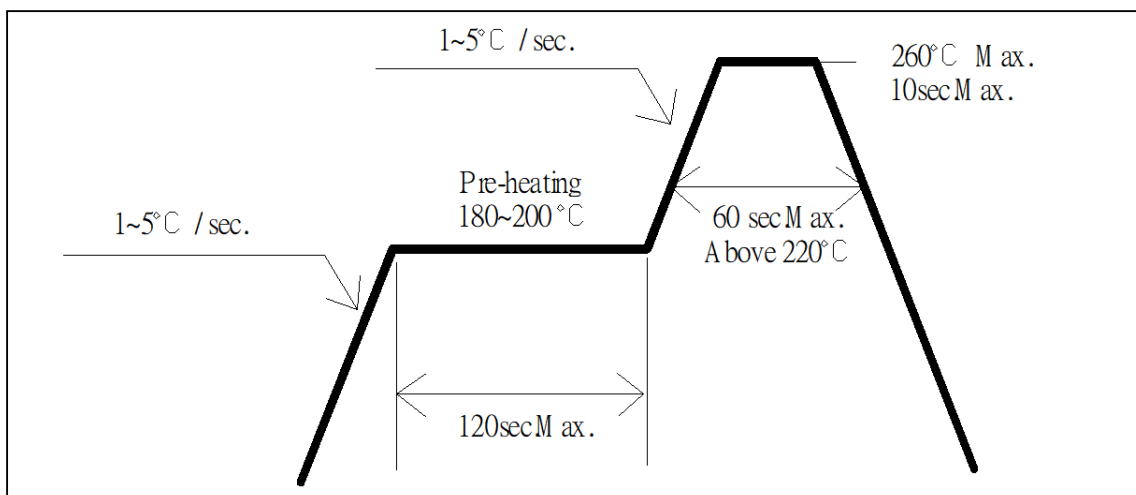
*2 Tolerance of measurements of luminous intensity is ±15%

*3 Tolerance of measurements of forward voltage is ±0.1V

■ **Soldering Conditions**

Reflow Soldering		Hand Soldering	
Pre-Heat	180 ~ 200°C	Temperature Soldering time	350°C Max. 3 sec. Max. (one time only)
Pre-Heat Time	120 sec. Max.		
Peak temperature	260°C Max.		
Dipping Time	10 sec. Max.		
Condition	Refer to Temperature-profile		

• **Reflow Soldering Condition(Lead-free Solder)**



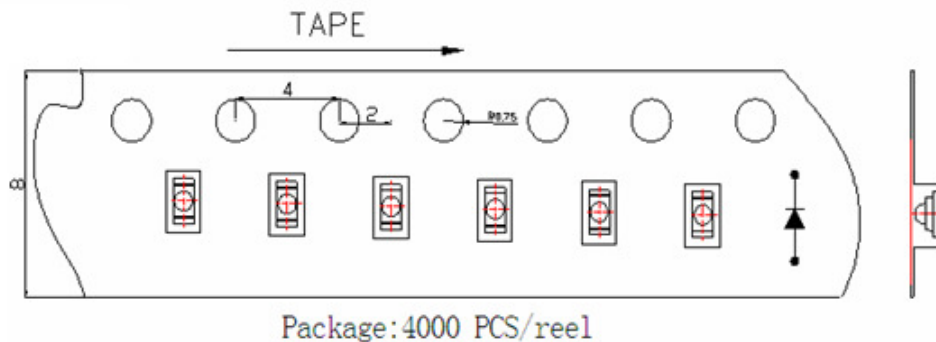
*Recommended soldering conditions vary according to the type of LED

*Although the recommended soldering conditions are specified in the above table, reflow, or hand soldering at the lowest possible temperature is desirable for the LEDs.

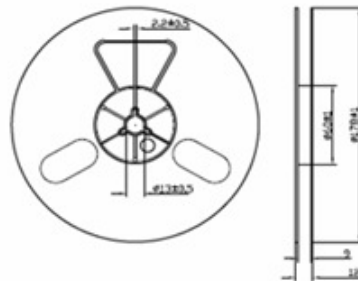
*A rapid-rate process is not recommended for cooling the LEDs down from the peak temperature.

- All SMD LED products are pb-free soldering available.
- Occasionally there is a brightness decrease caused by the influence of heat or ambient atmosphere during air reflow. It is recommended that the User use the nitrogen reflow method.
- Repairing should not be done after the LEDs have been soldered. When repairing is unavoidable a double-head soldering iron should be used. It should be confirmed beforehand whether the characteristics of the LEDs will or will not be damaged by repairing.
- Reflow soldering should not be done more than two times.
- When soldering, do not put stress on the LEDs during heating.
- After soldering, do not warp the circuit board.

■ Reel & Tape Dimensions:



Reel Dimensions:



■ Cautions:

1. After open the package, the LED's floor life is 4 Weeks under 30°C or less and 60%RH or less(MSL:2a).
2. Heat generation must be taken into design consideration when using the LED.
3. Power must be applied resistors for protection, over current would be caused the optic damage to the devices and wavelength shift.
4. Manual tip solder may cause the damage to Chip devices, so advised that heat of iron should be lower than 15W with temperature control under 5 seconds at 230-260 deg. C. (The device would be got damage in re working process, recommended under 5 seconds at 230-260 deg. C)
5. All equipment and machinery must be properly grounded. It is recommended to use a wristband or anti-electrostatic glove when handing the LED.
6. Use IPA as a solvent for cleaning the LED. The other solvent may dissolve the LED package and the epoxy, Ultrasonic cleaning should not be done.
7. Damaged LED will show unusual characteristics such as leak current remarkably increase, turn-on voltage becomes lower and the LED get unlight at low current.