




RoHS Compliant

BIWIN / Sab®

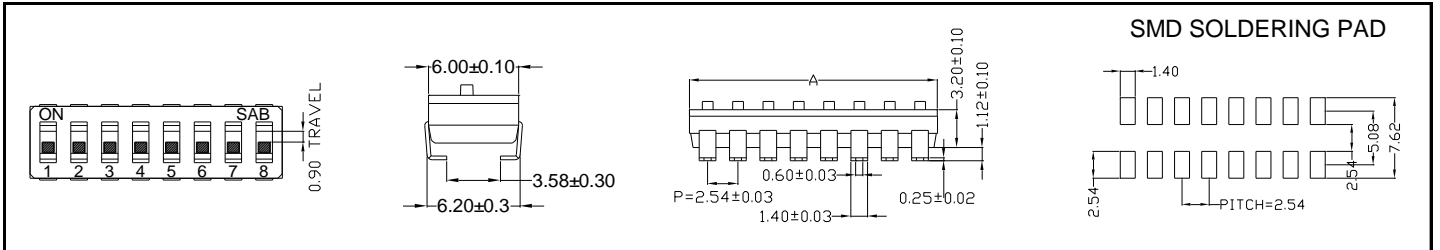
DIJ/S/A/H Series—IC Type DIP Switch

Features

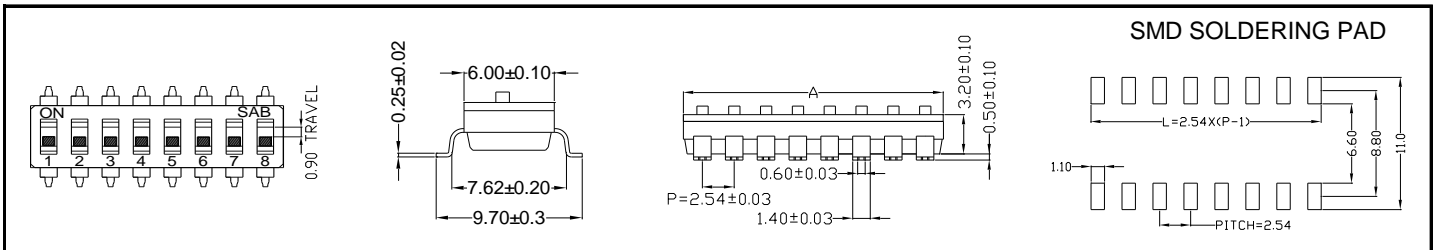
- ◆ Twin contacts designed to ensure stable contact
- ◆ Highly resistant to physical shock & vibration
- ◆ Tape sealed version available to ensure washability
- ◆ Low profile to save PCB space
- ◆ Light click feeling
- ◆ Heat resistance: 260°C for 10 sec.



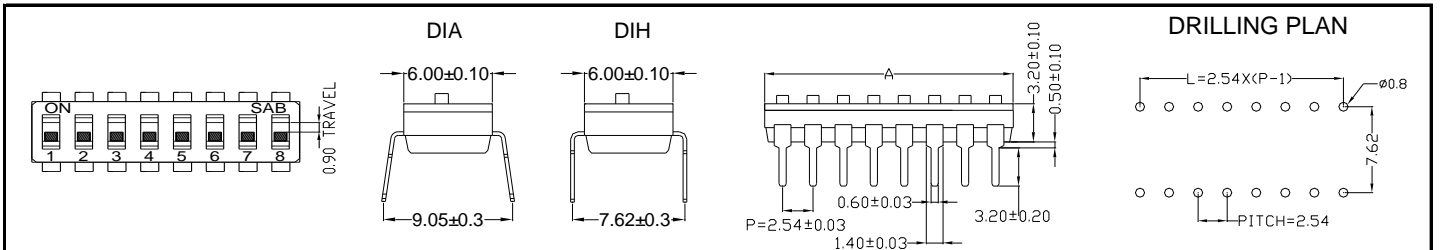
DIJ



DIS



DIA/H



Specifications

- ◆ Contact Rating
 - Switching 25mA, 24VDC
 - Non-Switching 100mA, 50VDC
- ◆ Contact Resistance
 - Initial 50mΩ Max.
 - After Life Test 100mΩ Max.
- ◆ Insulation Resistance 100MΩ min at 500VDC
- ◆ Dielectric Strength 500VAC/ 1 minute
- ◆ Operating Force..... 1,000g Max.
- ◆ Mechanical Life..... 5,000 cycles
- ◆ Electrical Life..... 2,000 cycles

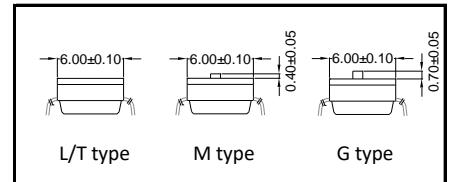
Materials

- ◆ **Cover & Base:** Thermoplastic UL 94V-0, Black
- ◆ **Actuator:** Thermoplastic UL 94-HB, White
- ◆ **Movable Contact:** Copper Alloy, Gold- or Pure-Tin-plated
- ◆ **Terminal Contact & Terminal:** Copper Alloy, Gold- or Pure-Tin-plated
- ◆ **Tape Sealed:** Polyimide film

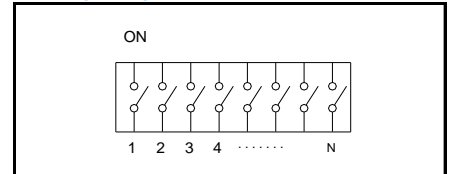
Packaging Information

- ◆ Tube: DIS/ DIA/ DIH
- ◆ Tape & Reel: DIS/ DIJ

Actuator



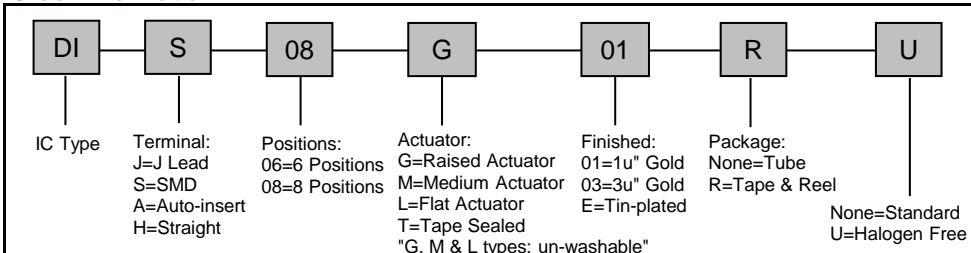
Wiring Diagram



Soldering Information

- ◆ Hand Soldering
 - Soldering Iron of 30W or under at 350°C for 3 sec. max.
- ◆ Wave Soldering
 - 260±5°C for 10 sec. max.
- ◆ Reflow Soldering
 - Peak temperature: 245 or 250°C max. The time above 240 or 245°C must be 30 sec. max.
- ◆ Keep all actuators in "OFF" position during soldering and cleaning process

Order Information



Package

P/N	No. Of Pole	Dim. A	Quantity per Tube
DIS/A/H01	1	2.98mm	174
DIS/A/H02	2	5.52mm	95
DIS/A/H03	3	8.06mm	65
DIS/A/H04	4	10.60mm	48
DIS/A/H05	5	13.14mm	39
DIS/A/H06	6	15.68mm	33
DIS/A/H07	7	18.22mm	28
DIS/A/H08	8	20.76mm	25
DIS/A/H09	9	23.30mm	22
DIS/A/H10	10	25.84mm	20
DIS/A/H12	12	30.92mm	17