

106506-2 ✓ ACTIVE

AMPLIMITE | AMPLIMITE HDP

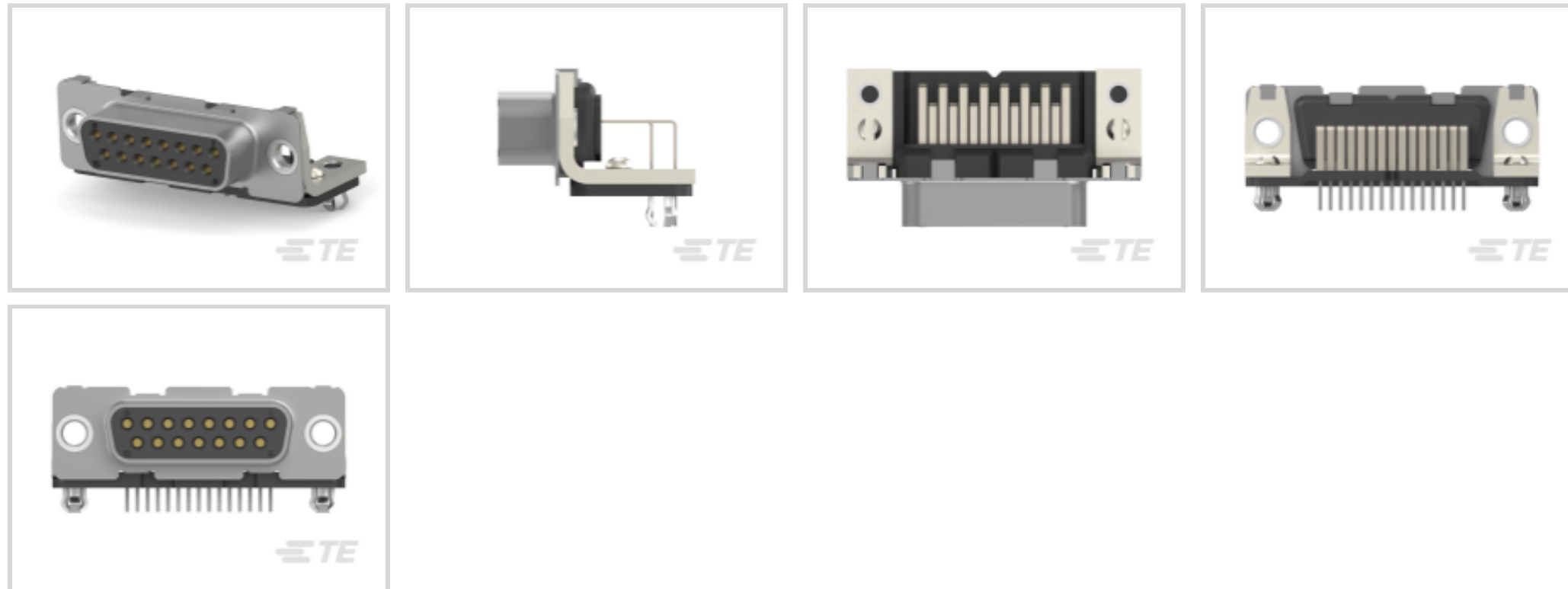
TE Internal #: 106506-2

PCB D-Sub Connectors, Receptacle, Cable-to-Board, 15 Position,
2.74 mm [.108 in] Centerline, 2 Row, 2 Connector Shell Size, Round,
AMPLIMITE HDP

[View on TE.com >](#)



Connectors > D-Shaped Connectors > D-Sub Connectors > PCB D-Sub Connectors > D-Sub Receptacle Assembly: Right Angle, Shell Size 2, 2.74mm



Connector & Housing Type: **Receptacle**

Connector System: **Cable-to-Board**

Number of Positions: **15**

Centerline (Pitch): **2.74 mm [.108 in]**

Number of Rows: **2**

[All D-Sub Receptacle Assembly: Right Angle, Shell Size 2, 2.74mm \(39\)](#)

Features

Product Type Features

Shell Material Configuration	Front Metal Shell
Ground Feature Type	Grounding Straps
Connector & Housing Type	Receptacle
Connector System	Cable-to-Board
Connector Shell Size	2
Connector & Contact Terminates To	Printed Circuit Board

Configuration Features

Number of Positions	15
Number of Rows	2
PCB Mount Orientation	Right Angle

Body Features

Assembly Process Feature Material	Phosphor Bronze
-----------------------------------	-----------------



Shell Plating Material	Tin
Primary Product Color	Black
Connector Profile	Standard

Contact Features

Contact Options	Installed
Contact Mating Area Plating Material	Gold Flash
PCB Contact Termination Area Plating Material	Tin
Contact Base Material	Phosphor Bronze
Contact Shape & Form	Round
Contact Current Rating (Max)	6 A

Termination Features

Rectangular Termination Post & Tail Thickness	.32 mm[.012 in]
Rectangular Termination Post & Tail Width	.45 mm[.017 in]
Termination Post & Tail Length	3.2 mm[.126 in]
Termination Method to PCB	Through Hole - Solder

Mechanical Attachment

Assembly Process Feature Plating Material	Tin
Mounting Hole Diameter	3.1 mm
Mating Alignment	With
PCB Mount Alignment	With
PCB Mount Retention	With
PCB Mount Retention Type	Boardlock
Mating Retention	Without
Mating Retention Type	Female Screwlocks, 4-40 UNC
Connector Mounting Type	Board Mount

Housing Features

Shell Material	Steel
Housing Material	Polyester GF
Centerline (Pitch)	2.74 mm[.108 in]

Dimensions

PCB Thickness (Recommended)	1.57 mm[.062 in]
Row-to-Row Spacing	2.54 mm[.1 in]



Usage Conditions

Operating Temperature Range	-55 – 105 °C[-67 – 221 °F]
-----------------------------	----------------------------

Operation/Application

Durability Rating	200 Cycles
Circuit Application	Signal

Industry Standards

Compatible With Approved Standards Products	DIN 41652
UL Flammability Rating	UL 94V-0

Packaging Features

Packaging Quantity	45
Packaging Method	Tray

Product Compliance

[For compliance documentation, visit the product page on TE.com>](#)

EU RoHS Directive 2011/65/EU	Compliant with Exemptions
EU ELV Directive 2000/53/EC	Compliant with Exemptions
China RoHS 2 Directive MIIT Order No 32, 2016	Restricted Materials Above Threshold
EU REACH Regulation (EC) No. 1907/2006	Current ECHA Candidate List: JUNE 2024 (241) Candidate List Declared Against: JUNE 2023 (235) SVHC > Threshold: Pb (.35% in Component part) Article Safe Usage Statements: Do not eat, drink or smoke when using this product. Wash thoroughly after handling. Recycle if possible and dispose of the article by following all applicable governmental regulations relevant to your geographic location.
Halogen Content	Not Low Halogen - contains Br or Cl > 900 ppm.
Solder Process Capability	Wave solder capable to 265°C

Product Compliance Disclaimer

This information is provided based on reasonable inquiry of our suppliers and represents our current actual knowledge based on the information they provided. This information is subject to change. The part numbers that TE has identified as EU RoHS compliant have a maximum concentration of 0.1% by weight in homogenous materials for lead, hexavalent chromium, mercury, PBB, PBDE, DBP, BBP, DEHP, DIBP, and 0.01% for cadmium, or qualify for an exemption to these limits as defined in the Annexes of Directive 2011/65/EU (RoHS2). Finished electrical and electronic equipment products will be CE marked as required by Directive 2011/65/EU. Components may not be CE marked. Additionally, the part numbers that TE has identified as EU ELV compliant have a maximum concentration of 0.1% by weight in homogenous materials for lead, hexavalent chromium, and mercury, and 0.01% for cadmium, or qualify for an exemption to these limits as defined in the Annexes of Directive 2000/53/EC (ELV). Regarding the REACH Regulation, the information TE provides on SVHC in articles for this part number is based on the latest European Chemicals Agency (ECHA) 'Guidance on requirements for substances in articles' posted at this URL: <https://echa.europa.eu/guidance-documents/guidance-on-reach>

Compatible Parts



TE Part # CAT-AM7-H3
IDC D-Sub: Plug Assembly, Low Profile, Signal, 2.77 mm



TE Part # 1-745494-5
15 HDE MS PLUG,22-26,LEAD FREE




TE Part # 1-745494-7
PLUG ASSY,15P,HDE,MS



TE Part # 206509-1
SIZE 20 KEYING PLUG

Also in the Series | AMPLIMITE HDP



Connector Contacts(6)



PCB D-Sub Connectors(83)

Customers Also Bought



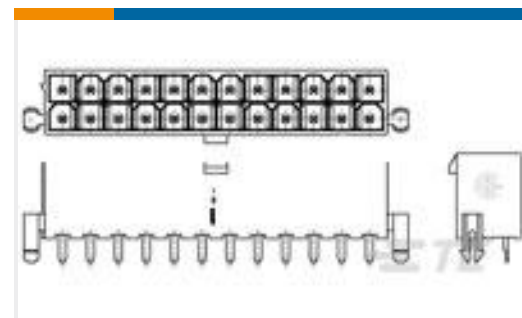
TE Part #3-2176231-6
3522 300R 1% 3W



TE Part #212447-1
SCREW RTNR KIT,AMPLIMITE



TE Part #5103309-2
A/L LOW PRO HDR 14P VERT BLACK



TE Part #1586040-4
4P VAL-U-LOK VRT HDR W/P V0



TE Part #1-2176308-2
RP 1E 0.1W 174K 0.1% 25PPM 5K RL

Documents

[Product Drawings](#)
[15P.HDP20 REC.ASSY.](#)

English



CAD Files

3D PDF

3D

Customer View Model

[ENG_CVM_CVM_106506-2_J_c-106506-2-j.2d_dxf.zip](#)

English

Customer View Model

[ENG_CVM_CVM_106506-2_J_c-106506-2-j.3d_igs.zip](#)

English

Customer View Model

[ENG_CVM_CVM_106506-2_J_c-106506-2-j.3d_stp.zip](#)

English

By downloading the CAD file I accept and agree to the [Terms and Conditions](#) of use.

Datasheets & Catalog Pages

[AMPLIMITE Subminiature D Connectors - Right-Angle Posted Connectors](#)

English