



DESCRIPTION: 2W Isolated Single Output DC/DC Converters

The TPG series are miniature, isolated 2W DC/DC converters in a SIP package. They offer the ideal solution in many space critical applications for board level power distribution. The internal SMD construction makes it possible to offer a product with high performance at low cost. The series offers smaller size, improved efficiency, lower output ripple noise and 3KVDC isolation.

FEATURES

RoHS compliant, CE certification	Efficiency from 81% to 88%	Operating temperature :-40°C to 85°C
UL 94V-0 package material	Industry standard pinout	3KVDC isolation
Input voltage: 3.3V, 5V, 12V,15V,24V,48V	Output voltage: 3.3V,5V, 9V, 12V, 15V, 24V	Internal SMD construction

SELECTION GUIDE

Part Number	Nominal Input Voltage	Output Voltage	Output Current(Max./Min)	Load Regulation (Max)	Efficiency (Typ.)
	V	V	mA	%	%
TPG0305S	3.3	5	400/40	7.4	78
TPG0503S	5	3.3	606/60.6	8.0	80
TPG0505S	5	5	400/40	7.4	83
TPG0509S	5	9	222/22.2	6.1	86
TPG0512S	5	12	167/16.7	5.1	87
TPG0515S	5	15	133/13.3	4.5	87
TPG0524S	5	24	83/8.3	4.5	87
TPG1203S	12	3.3	606/60.6	8.0	80
TPG1205S	12	5	400/40	4.8	83
TPG1209S	12	9	222/22.2	3.2	87
TPG1212S	12	12	167/16.7	2.9	88
TPG1215S	12	15	133/13.3	2.5	88
TPG1224S	12	24	83/8.3	4.5	87
TPG1505S	15	5	400/40	7.4	80
TPG1515S	15	15	133/13.3	2.5	80
TPG2403S	24	3.3	400/40	7.4	76
TPG2405S	24	5	400/40	6.5	83
TPG2409S	24	9	222/22.2	3.2	83
TPG2412S	24	12	167/16.7	2.9	84
TPG2415S	24	15	133/13.3	2.5	84
TPG2424S	24	24	83/8.3	4.5	87
TPG4805S	48	5	400/40	6.5	83
TPG4812S	48	12	167/16.7	2.9	84

add Suffix "P" for Continuous Short Circuit Protection

GENERAL CHARACTERISTICS

Parameter	Conditions	Min.	Typ.	Max.	Units
Switching frequency			65		kHz

INPUT CHARACTERISTICS

Parameter	Conditions	Min.	Typ.	Max.	Units
Voltage range	3.3V input types	2.9	3.3	3.6	V
Voltage range	5V input types	4.5	5	5.5	V
Voltage range	12V input types	11	12	13.2	V
Voltage range	15V input types	13.4	15	16.4	V
Voltage range	24V input types	21.6	24	26.4	V
Voltage range	48V input types	43	48	53	V
Reflected ripple current			8	15	mA p-p

OUTPUT CHARACTERISTICS

Parameter	Conditions	Min.	Typ.	Max.	Units
Rated Power	TA=-40°C to 85°C			2	W
Voltage Set Point Accuracy	See tolerance envelope				
Line regulation	High Vin to low Vin		1.0	1.2	%/%

ISOLATION CHARACTERISTICS

Parameter	Conditions	Min.	Typ.	Max.	Units
Isolation test voltage	Tested for 1 second	3000			VDC
Resistance	Viso= 1000VDC	1			GΩ

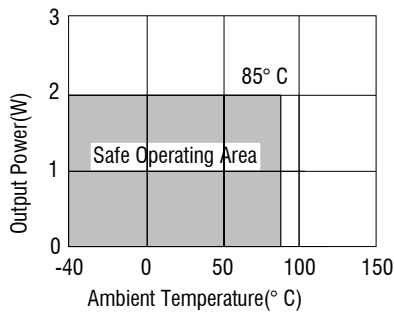
ABSOLUTE MAXIMUM RATINGS

Lead temperature 1.5mm from case for 10 seconds	300°C
Internal power dissipation	700mW
Input voltage Vin, TPG03	5.5V
Input voltage Vin, TPG05	7V
Input voltage Vin, TPG12	15V
Input voltage Vin, TPG15	18V
Input voltage Vin, TPG24	28V
Input voltage Vin, TPG48	54V

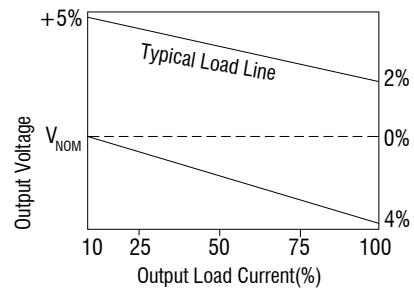
TEMPERATURE CHARACTERISTICS

Parameter	Conditions	Min.	Typ.	Max.	Units
Specification	All output types	-40		85	°C
Storage		-50		150	°C
Case Temperature above ambient	TPG05XX			32	°C
Case Temperature above ambient	TPG12XX			27	°C
Case Temperature above ambient	All other output types			25	°C
Cooling	Free air convection				

TEMPERATURE DERATING GRAPHS

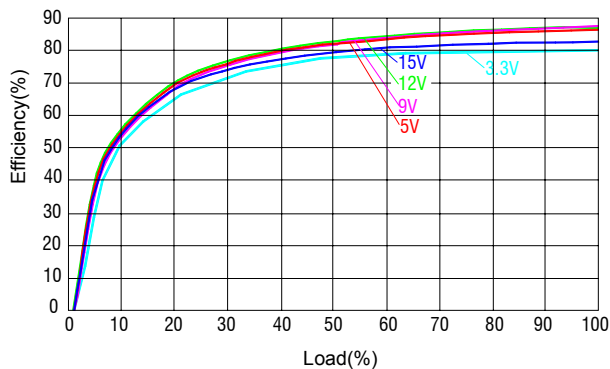


TOLERANCE ENVELOPES

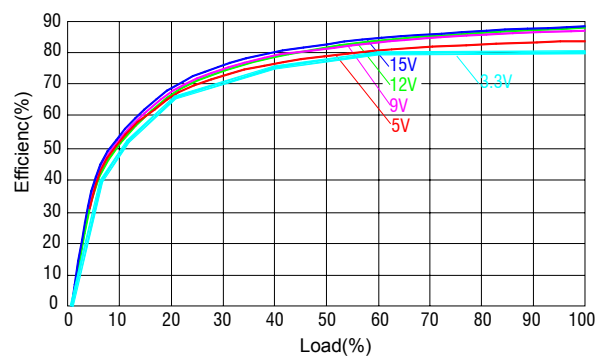


EFFICIENCY VS LOAD

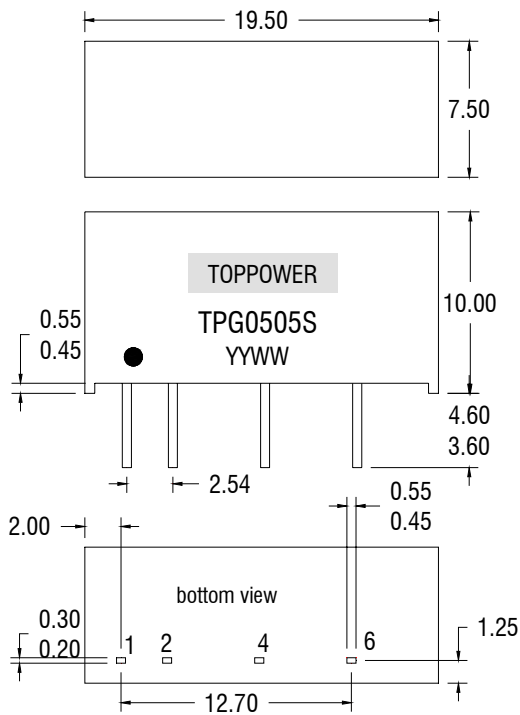
TPG 5V Input Voltage



TPG 12V Input Voltage



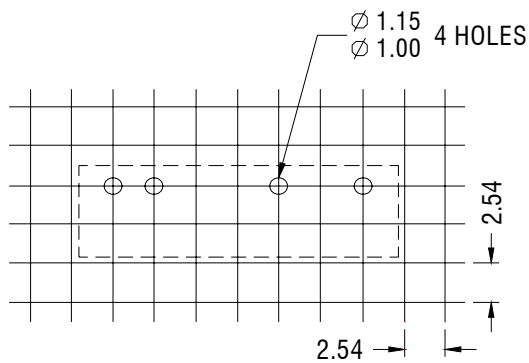
MECHANICAL DIMENSIONS



PIN CONNECTIONS-7PIN SIP	
Pin	Function
1	+Vin
2	-Vin
4	-Vout
6	+Vout

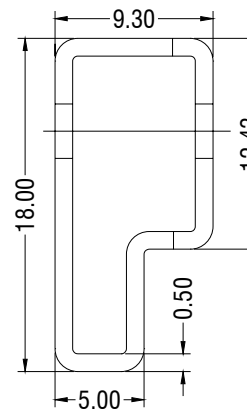
All dimensions in mm ± 0.25 mm . All pins on a 2.54mmpitch and within ± 0.25 mm of true position. Weight: 2.8g

RECOMMENDED FOOTPRINT DETAILS



Unless otherwise stated all dimensions in mm ± 0.5 mm.

TUBE OUTLINE DIMENSIONS



Unless otherwise stated all dimensions in mm ± 0.5 mm.
 Tube length : 520mm ± 2 mm. Tube Quantity : 25PCS

SOLDERING INFORMATION

This series is compatible with RoHS soldering systems with a peak wave solder temperature of 300°C for 10 seconds. This series are backward compatible with Sn/Pb soldering systems.