

## Silicon PNP Power Transistors

## MJE15031

## DESCRIPTION


- With TO-220C package
- Complement to type MJE15028/30
- High transition frequency
- DC Current Gain Specified to 4.0 Amperes  
 $h_{FE} = 40$  (Min) @  $I_C = -3.0$  Adc  
 $h_{FE} = 20$  (Min) @  $I_C = -4.0$  Adc

## APPLICATIONS

- Designed for use as high-frequency drivers in audio amplifiers.

## PINNING

PIN	DESCRIPTION
1	Emitter
2	Collector; connected to mounting base
3	Base



## Absolute maximum ratings (Tc=25 )

SYMBOL	PARAMETER	CONDITIONS	VALUE	UNIT
$V_{CBO}$	Collector-base voltage	Open emitter	-150	V
$V_{CEO}$	Collector-emitter voltage	Open base	-150	V
$V_{EBO}$	Emitter-base voltage	Open collector	-5	V
$I_C$	Collector current (DC)		-8	A
$I_{CM}$	Collector current-Peak		-16	A
$I_B$	Base current		-2	A
$P_D$	Total power dissipation	$T_a=25$	2	W
		$T_c=25$	50	
$T_j$	Junction temperature		150	
$T_{stg}$	Storage temperature		-65~150	

## THERMAL CHARACTERISTICS

SYMBOL	PARAMETER	MAX	UNIT
$R_{th-j-c}$	Thermal resistance ; junction to case	2.5	/W
$R_{th-j-a}$	Thermal resistance , junction to ambient	62.5	/W

## Silicon PNP Power Transistors

## MJE15031

## CHARACTERISTICS

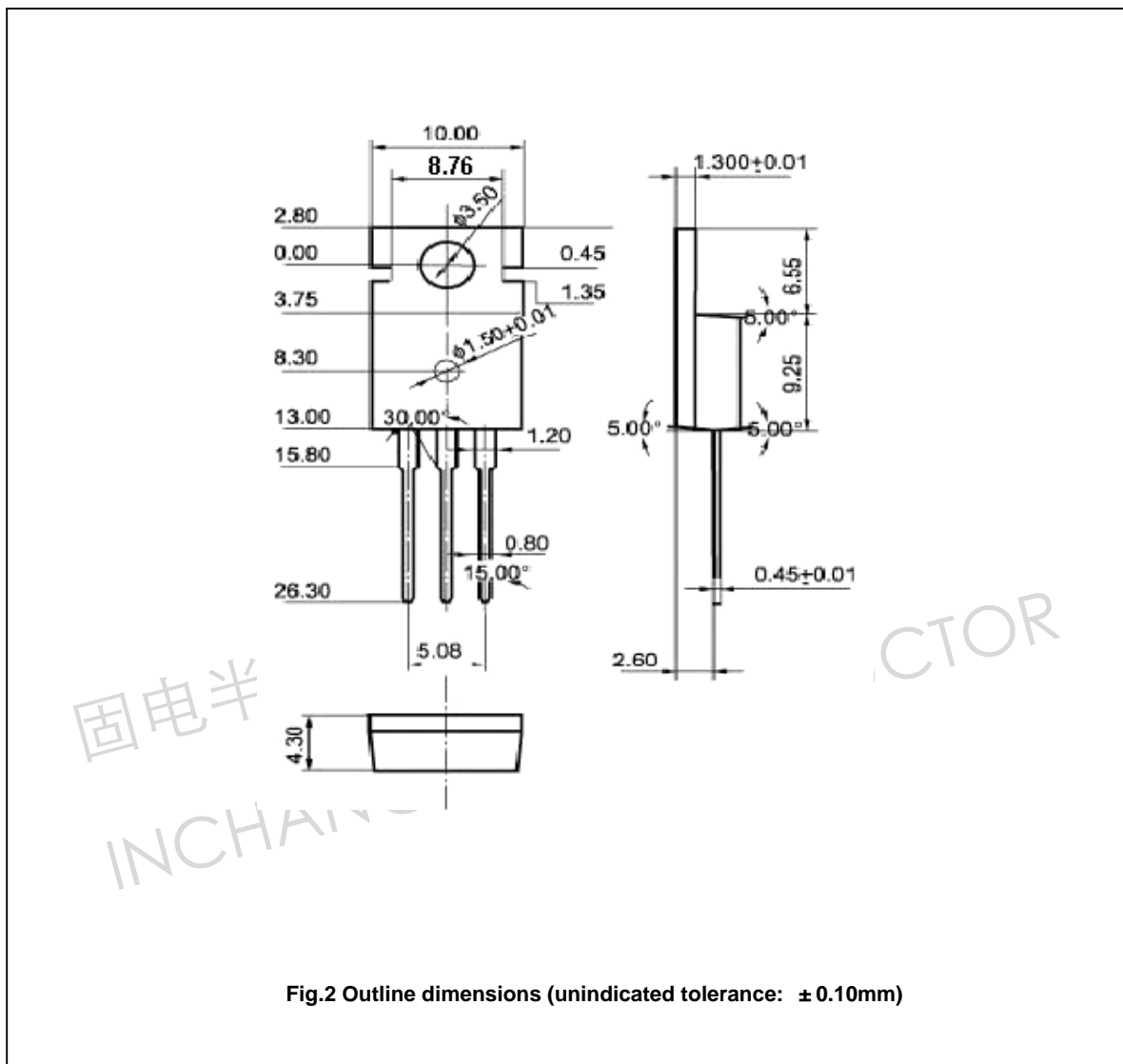
T<sub>j</sub>=25 unless otherwise specified

SYMBOL	PARAMETER	CONDITIONS	MIN	TYP.	MAX	UNIT
V <sub>CEO(SUS)</sub>	Collector-emitter sustaining voltage	I <sub>C</sub> =-10mA ; I <sub>B</sub> =0	-150			V
V <sub>CEsat</sub>	Collector-emitter saturation voltage	I <sub>C</sub> =-1A ; I <sub>B</sub> =-0.1A			-0.5	V
V <sub>BE</sub>	Base-emitter on voltage	I <sub>C</sub> =-1A ; V <sub>CE</sub> =-2V			-1.0	V
I <sub>CBO</sub>	Collector cut-off current	V <sub>CB</sub> =-150V ; I <sub>E</sub> =0			-10	μA
I <sub>CEO</sub>	Collector cut-off current	V <sub>CE</sub> =-150V ; I <sub>B</sub> =0			-0.1	mA
I <sub>EBO</sub>	Emitter cut-off current	V <sub>EB</sub> =-5V ; I <sub>C</sub> =0			-10	μA
h <sub>FE-1</sub>	DC current gain	I <sub>C</sub> =-0.1A ; V <sub>CE</sub> =-2V	40			
h <sub>FE-2</sub>	DC current gain	I <sub>C</sub> =-2A ; V <sub>CE</sub> =-2V	40			
h <sub>FE-3</sub>	DC current gain	I <sub>C</sub> =-3A ; V <sub>CE</sub> =-2V	40			
h <sub>FE-4</sub>	DC current gain	I <sub>C</sub> =-4A ; V <sub>CE</sub> =-2V	20			
f <sub>T</sub>	Transition frequency	I <sub>C</sub> =-0.5A ; V <sub>CE</sub> =-10V ; f=10MHz	30			MHz

Silicon PNP Power Transistors

MJE15031

PACKAGE OUTLINE



Silicon PNP Power Transistors

MJE15031




Fig.3 DC current Gain

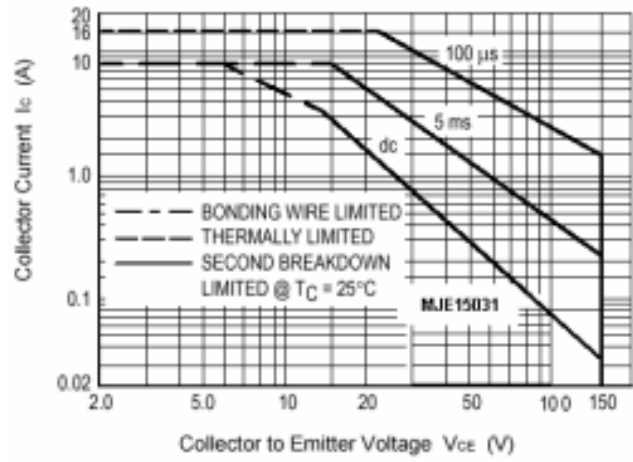


Fig.4 Safe Operating Area

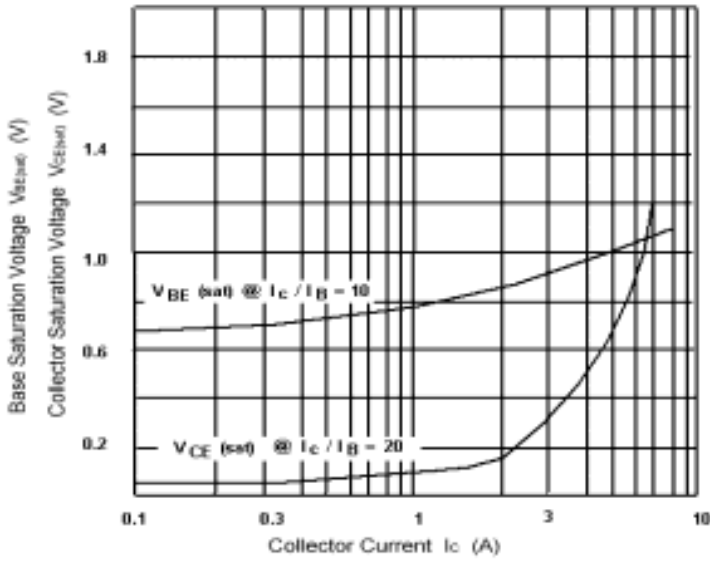


Fig.5 Base-Emitter Saturation Voltage  
Collector-Emitter Saturation Voltage