



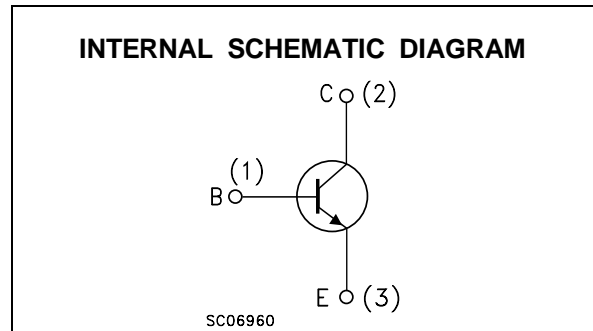
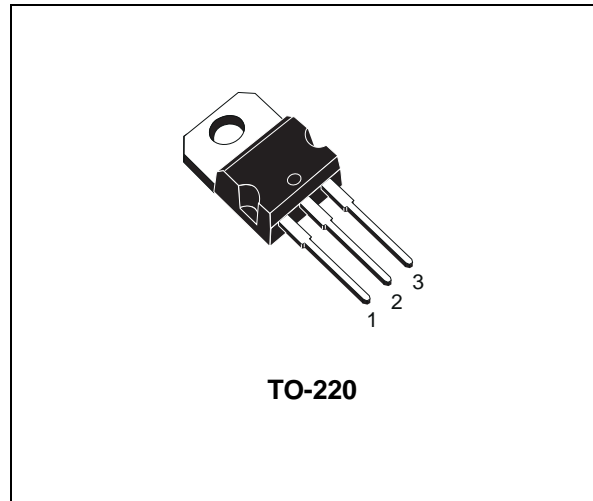
# TIP47/TIP48 TIP49/TIP50

## SILICON NPN SWITCHING TRANSISTORS

- STMicroelectronics PREFERRED SALESTYPES
- NPN TRANSISTOR

### DESCRIPTION

The TIP47, TIP48, TIP49 and TIP50 are silicon Multiepitaxial NPN Planar transistors mounted in Jedec TO-220 plastic package. It is intended for use in linear and switching applications.



### ABSOLUTE MAXIMUM RATINGS

Symbol	Parameter	Value				Unit
		TIP47	TIP48	TIP49	TIP50	
$V_{CBO}$	Collector-Base Voltage ( $I_E = 0$ )	350	400	450	500	V
$V_{CEO}$	Collector-Emitter Voltage ( $I_B = 0$ )	250	300	350	400	V
$V_{EBO}$	Emitter-Base Voltage ( $I_C = 0$ )	5				V
$I_C$	Collector Current	1				A
$I_{CM}$	Collector Peak Current	2				A
$I_B$	Base Current	0.6				A
$P_{tot}$	Total Dissipation at $T_{case} \leq 25\text{ }^\circ\text{C}$ $T_{amb} \leq 25\text{ }^\circ\text{C}$	40				W
		2				W
$T_{stg}$	Storage Temperature	-65 to 150				$^\circ\text{C}$
$T_j$	Max. Operating Junction Temperature	150				$^\circ\text{C}$

## TIP47 / TIP48 / TIP49 / TIP50

### THERMAL DATA

R <sub>thj-case</sub>	Thermal Resistance Junction-case	Max	3.125	°C/W
R <sub>thj-amb</sub>	Thermal Resistance Junction-ambient	Max	62.5	°C/W

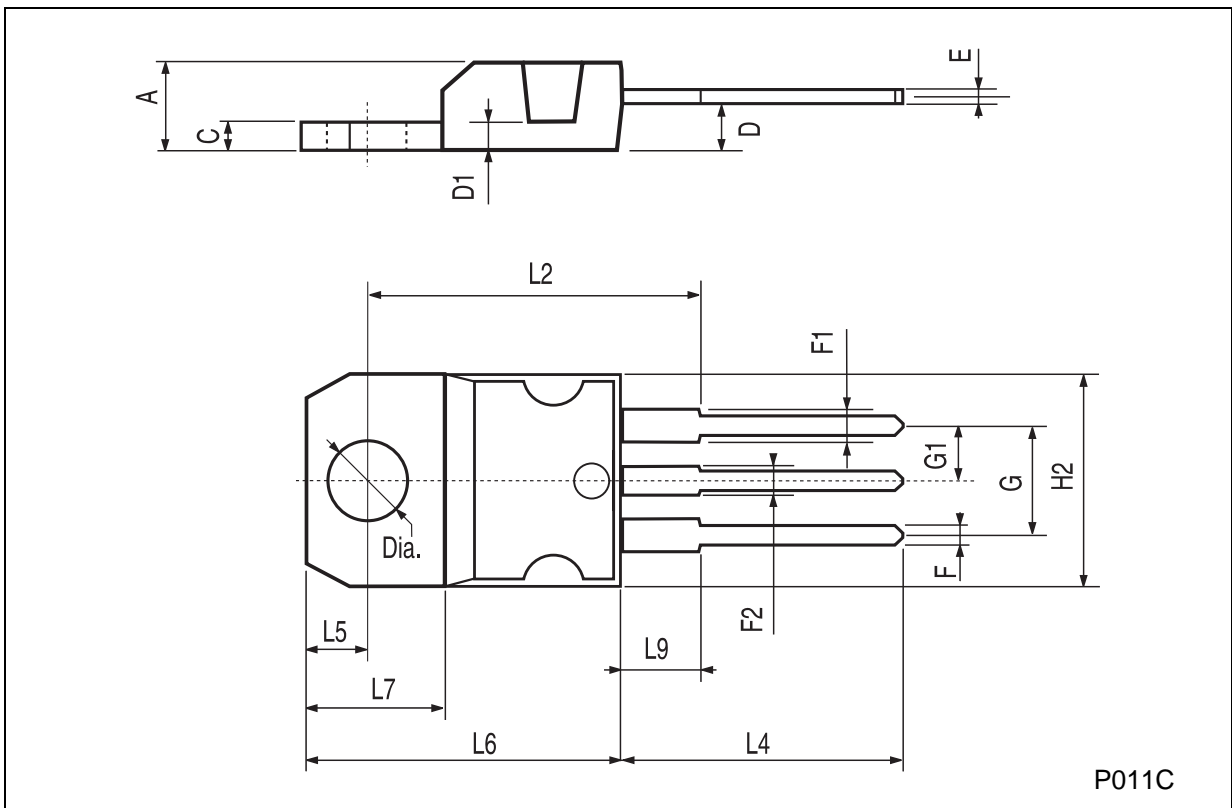
### ELECTRICAL CHARACTERISTICS (T<sub>case</sub> = 25 °C unless otherwise specified)

Symbol	Parameter	Test Conditions	Min.	Typ.	Max.	Unit
I <sub>CES</sub>	Collector Cut-off Current (V <sub>BE</sub> = 0)	for <b>TIP47</b> V <sub>CE</sub> = 350 V for <b>TIP48</b> V <sub>CE</sub> = 400 V for <b>TIP49</b> V <sub>CE</sub> = 450 V for <b>TIP50</b> V <sub>CE</sub> = 500 V			1	mA
I <sub>CEO</sub>	Collector Cut-off Current (I <sub>B</sub> = 0)	for <b>TIP47</b> V <sub>CE</sub> = 150 V for <b>TIP48</b> V <sub>CE</sub> = 200 V for <b>TIP49</b> V <sub>CE</sub> = 250 V for <b>TIP50</b> V <sub>CE</sub> = 300 V			1	mA
I <sub>EBO</sub>	Emitter Cut-off Current (I <sub>C</sub> = 0)	V <sub>EB</sub> = 5 V			1	mA
V <sub>CEO(sus)</sub> *	Collector-Emitter Sustaining Voltage (I <sub>B</sub> = 0)	I <sub>C</sub> = 30 mA for <b>TIP47</b> for <b>TIP48</b> for <b>TIP49</b> for <b>TIP50</b>	250 300 350 400			V
V <sub>CE(sat)</sub> *	Collector-Emitter Saturation Voltage	I <sub>C</sub> = 1 A I <sub>B</sub> = 0.2 A			1	V
V <sub>BE(on)</sub> *	Base-Emitter Voltage	I <sub>C</sub> = 1 A V <sub>CE</sub> = 10 V			1.5	V
h <sub>FE</sub> *	DC Current Gain	I <sub>C</sub> = 0.3 A V <sub>CE</sub> = 10 V I <sub>C</sub> = 1 A V <sub>CE</sub> = 10 V	30 10		150	
f <sub>T</sub>	Transition Frequency	V <sub>CE</sub> = 10 V I <sub>C</sub> = 0.2 A f = 2 MHz	10			MHz
h <sub>fe</sub>	Small Signal Current Gain	V <sub>CE</sub> = 10 V I <sub>C</sub> = 0.2 A f = 1 KHz	25			

\* Pulsed: Pulse duration = 300 μs, duty cycle ≤ 2 %

**TO-220 MECHANICAL DATA**

DIM.	mm			inch		
	MIN.	TYP.	MAX.	MIN.	TYP.	MAX.
A	4.40		4.60	0.173		0.181
C	1.23		1.32	0.048		0.051
D	2.40		2.72	0.094		0.107
D1		1.27			0.050	
E	0.49		0.70	0.019		0.027
F	0.61		0.88	0.024		0.034
F1	1.14		1.70	0.044		0.067
F2	1.14		1.70	0.044		0.067
G	4.95		5.15	0.194		0.203
G1	2.4		2.7	0.094		0.106
H2	10.0		10.40	0.393		0.409
L2		16.4			0.645	
L4	13.0		14.0	0.511		0.551
L5	2.65		2.95	0.104		0.116
L6	15.25		15.75	0.600		0.620
L7	6.2		6.6	0.244		0.260
L9	3.5		3.93	0.137		0.154
DIA.	3.75		3.85	0.147		0.151



Information furnished is believed to be accurate and reliable. However, STMicroelectronics assumes no responsibility for the consequences of use of such information nor for any infringement of patents or other rights of third parties which may result from its use. No license is granted by implication or otherwise under any patent or patent rights of STMicroelectronics. Specification mentioned in this publication are subject to change without notice. This publication supersedes and replaces all information previously supplied. STMicroelectronics products are not authorized for use as critical components in life support devices or systems without express written approval of STMicroelectronics.

The ST logo is a trademark of STMicroelectronics

© 1999 STMicroelectronics – Printed in Italy – All Rights Reserved

STMicroelectronics GROUP OF COMPANIES

Australia - Brazil - China - Finland - France - Germany - Hong Kong - India - Italy - Japan - Malaysia - Malta - Morocco - Singapore - Spain - Sweden - Switzerland - United Kingdom - U.S.A.

<http://www.st.com>