

DAE-1H SERIES, 1WATT, 6KVDC, UNREGULATED

FEATURES:

- ✓ 6000Vdc isolation voltage
- ✓ Low isolation capacitance
- ✓ Operating temperature range -40°C to +85°C
- ✓ Short circuit protection
- ✓ 3 year warranty



Model	Input voltage (Vdc)	Output voltage (Vdc)	Output current (mA)		Efficiency Typ.
			Min.	Max.	
DAE1-0510H	5(4.5~5.5)	3.3	30	300	68%
DAE1-0511H		5	20	200	70%
DAE1-0512H		9	11	110	71%
DAE1-0513H		12	8.3	83	72%
DAE1-0514H		15	6.8	68	74%
DAE1-0515H		24	4.2	42	70%
DAE1-0521H		±5	10	100	68%
DAE1-0522H		±9	5.5	55	70%
DAE1-0523H		±12	4	40	72%
DAE1-0524H		±15	3.3	33	73%
DAE1-0525H		±24	2.1	21	74%
DAE1-1210H		12(10.8~13.2)	3.3	30	300
DAE1-1211H	5		20	200	71%
DAE1-1212H	9		11	110	72%
DAE1-1213H	12		8.3	83	73%
DAE1-1214H	15		6.8	68	74%
DAE1-1215H	24		4.2	42	80%
DAE1-1221H	±5		10	100	80%
DAE1-1222H	±9		5.5	55	80%
DAE1-1223H	±12		4	40	80%
DAE1-1224H	±15		3.3	33	80%
DAE1-1225H	±24		2.1	21	80%
DAE1-1510H	15(13.5~16.5)		3.3	30	300
DAE1-1511H		5	20	200	80%
DAE1-1512H		9	11	110	80%
DAE1-1513H		12	8.3	83	80%
DAE1-1514H		15	6.8	68	80%
DAE1-1515H		24	4.2	42	80%
DAE1-1521H		±5	10	100	80%

DAE-1H SERIES, 1WATT, 6KVDC, UNREGULATED

Model	Input voltage (Vdc)	Output voltage (Vdc)	Output current (mA)		Efficiency Typ.
			Min.	Max.	
DAE1-1522H	15(13.5~16.5)	±9	5.5	55	80%
DAE1-1523H		±12	4	40	80%
DAE1-1524H		±15	3.3	33	80%
DAE1-1525H		±24	2.1	21	80%
DAE1-2410H	24(21.6~26.4)	3.3	30	300	68%
DAE1-2411H		5	20	200	80%
DAE1-2412H		9	11	110	80%
DAE1-2413H		12	8.3	83	80%
DAE1-2414H		15	6.8	68	80%
DAE1-2415H		24	4.2	42	80%
DAE1-2421H		±5	10	100	80%
DAE1-2422H		±9	5.5	55	80%
DAE1-2423H		±12	4	40	80%
DAE1-2424H		±15	3.3	33	80%
DAE1-2425H		±24	2.1	21	80%

Notes: 1. other input and output models may available on request;

2. Add suffix "P" for continuous short circuit protection.

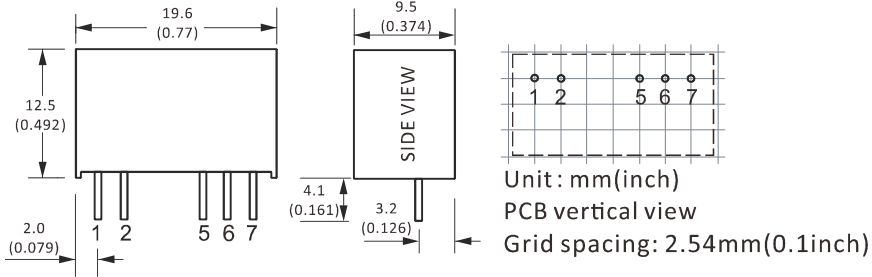
ELECTRICAL

Line regulation	---	1.2% max.
Load regulation	10% ~ 100% full load	15%max.
Isolation voltage	Leakage current < 1mA/1min.	6000Vdc min.
Isolation resistance	Test at 500VDC	1000mΩ min.
Switching frequency	---	70KHz typ.
Ripple & noise	Bend width 20MHz	200mVp-p max.
Temperature coefficient	Rated load	±0.03%/°C
Operating temperature range	---	-40°C to +85°C
Storage temperature range	---	-55°C to +125°C
Short circuit protection	---	1S
MTBF	---	3500KHrs
Weight	---	2.7g

Notes: All the parameters are measured at 25°C ambient temperature, humidity < 75%, nominal input voltage, full load and after warm-up, unless otherwise specified.

DAE-1H SERIES, 1WATT, 6KVDC, UNREGULATED

ELECTRICAL CURVE



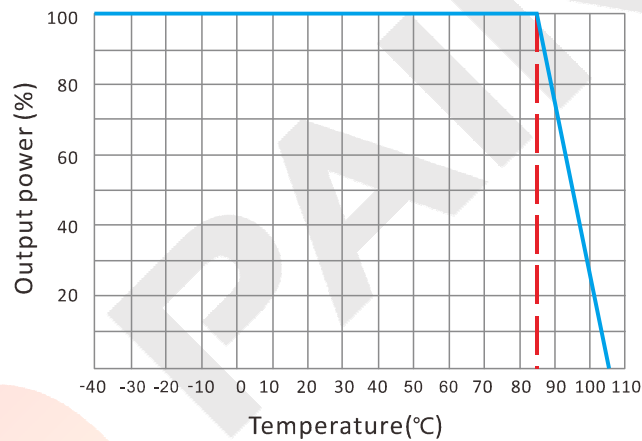
CONNECTION

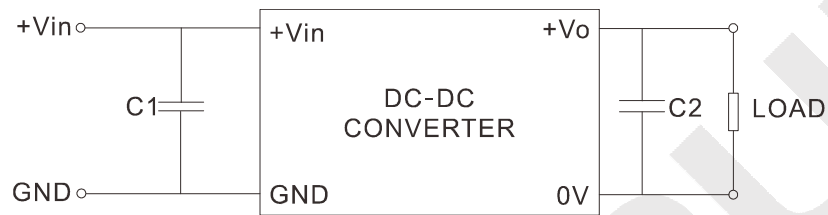
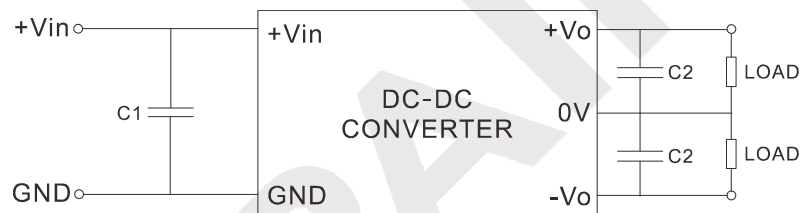
PIN #	SINGLE	DUAL
1	+Vin	+Vin
2	GND	GND
5	0V	-Vo
6	No Pin	0V
7	+Vo	+Vo

Note:

* Unit is mm(inch).

TEMPERATURE PROFILE



DAE-1H SERIES, 1WATT, 6KVDC, UNREGULATED
NOTES
RECOMMENDED TEST AND APPLICATION CIRCUIT
SINGLE OUTPUT

DUAL OUTPUT

CAPACITOR SELECTION

INPUT VOLTAGE	C1	SINGLE OUTPUT	C2	DUAL OUTPUT	C2
5VDC	4.7 μ F	5VDC	10 μ F	\pm 5VDC	4.7 μ F
12VDC	2.2 μ F	9VDC	4.7 μ F	\pm 9VDC	2.2 μ F
15VDC	1.0 μ F	12VDC	2.2 μ F	\pm 12VDC	1.0 μ F
24VDC	1.0 μ F	15VDC	1.0 μ F	\pm 15VDC	1.0 μ F
--	--	24VDC	1.0 μ F	\pm 24VDC	0.47 μ F