

DMV-5W SERIES, 5WATT, 4:1 INPUT RANGE

FEATURES:

- ✓ 1500Vdc isolation voltage
- ✓ Metal case with low ripple and noise
- ✓ Short circuit and input under voltage protection
- ✓ Operating temperature range -40°C to +85°C
- ✓ 3 year warranty



Model	Input voltage (Vdc)	Output voltage (Vdc)	Output current (mA)	Efficiency Typ.
DMV5W-2411	24(9~36)	3.3	1000	80%
DMV5W-2412		5	1000	80%
DMV5W-2413		9	550	82%
DMV5W-2414		12	410	82%
DMV5W-2415		15	330	82%
DMV5W-2416		24	210	82%
DMV5W-2421		±3.3	500	80%
DMV5W-2422		±5	500	80%
DMV5W-2423		±9	275	82%
DMV5W-2424		±12	205	82%
DMV5W-2425		±15	165	82%
DMV5W-2426		±24	100	82%
DMV5W-4811	48(18~72)	3.3	1000	80%
DMV5W-4812		5	1000	80%
DMV5W-4813		9	550	82%
DMV5W-4814		12	410	82%
DMV5W-4815		15	330	82%
DMV5W-4816		24	210	82%
DMV5W-4821		±3.3	500	80%
DMV5W-4822		±5	500	80%
DMV5W-4823		±9	275	82%
DMV5W-4824		±12	205	82%
DMV5W-4825		±15	165	82%
DMV5W-4826		±24	100	82%

Notes: 1. Other input and output models may available on request;
2. Above items are default to metal case.

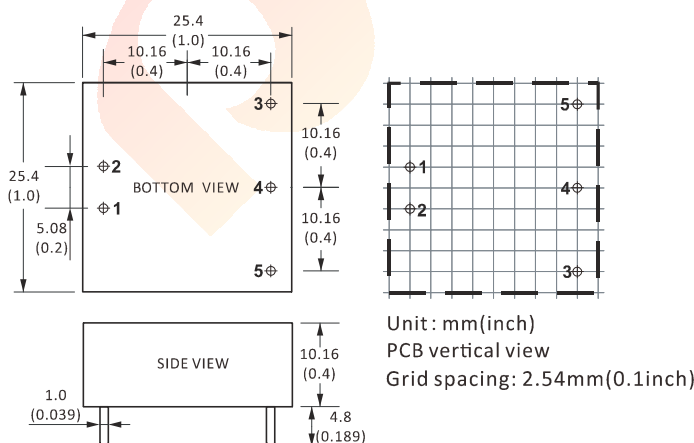
DMV-5W SERIES, 5WATT, 4:1 INPUT RANGE

ELECTRICAL

Output voltage accuracy (Full voltage, full load)	+Vo -Vo	±2% max. ±3% max.
Line regulation	Nominal Load, full voltage	±0.5% max.
Load regulation	20% ~ 100% full load	±1% max.
Ripple and noise	20MHz BM, full load	120mVp-p max.
Operating frequency	Typical value	300KHz typ.
Isolation voltage (<1mA/min)	Input to output	1500Vdc
Isolation resistance	---	1000mΩ
Temperature coefficient	---	±0.03%/°C max.
Operating temperature range	---	-40°C to +85°C
Storage temperature range	---	-55°C to +125°C
Short circuit protection	---	Continuous, auto-recovery
Relative humidity	---	10%-90% max.
MTBF	Bellcore TR-332, 25°C	1000KHrs
Weight	---	12g

Notes: All the parameters are measured at 25°C ambient temperature, humidity < 75%, nominal input voltage, full load and after warm-up, unless otherwise specified.

MECHANICAL



CONNECTION

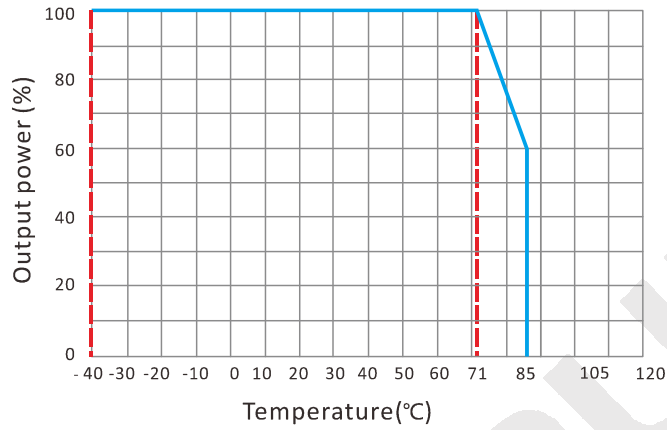
PIN #	SINGLE	DUAL
1	GND	GND
2	+Vin	+Vin
3	+Vo	+Vo1
4	No Pin	0V
5	0V	-Vo2

Note:

* Unit is mm(inch).

DMV-5W SERIES, 5WATT, 4:1 INPUT RANGE

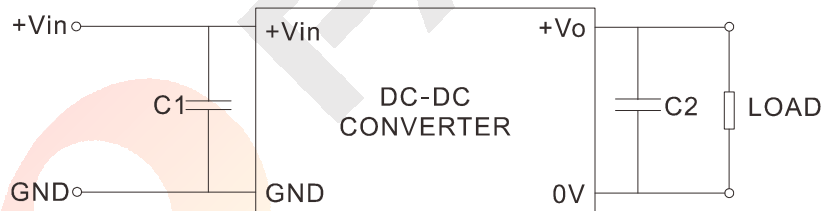
ELECTRICAL CURVE



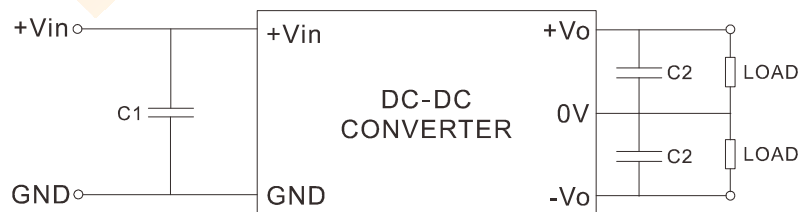
NOTES

RECOMMENDED TEST AND APPLICATION CIRCUIT

SINGLE OUTPUT



DUAL OUTPUT



DMV-5W SERIES, 5WATT, 4:1 INPUT RANGE
NOTES
CAPACITOR SELECTION

INPUT VOLTAGE	C1	SINGLE OUTPUT	C2	DUAL OUTPUT	C2
24VDC	100 μ F	5VDC	1000 μ F	\pm 5VDC	470 μ F
48VDC	47 μ F	9VDC	470 μ F	\pm 9VDC	220 μ F
--	--	12VDC	220 μ F	\pm 12VDC	100 μ F
--	--	15VDC	220 μ F	\pm 15VDC	100 μ F
--	--	24VDC	100 μ F	\pm 24VDC	47 μ F