REV.	DESCRIPTION	DRAWN	CHECKED	APPROVED
A	NEW RELEASE	JLZ 10/11/14'		

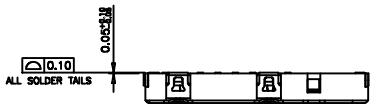

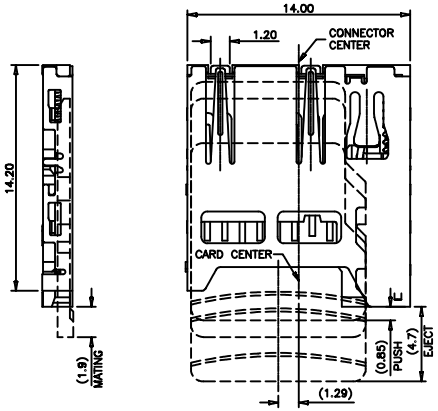

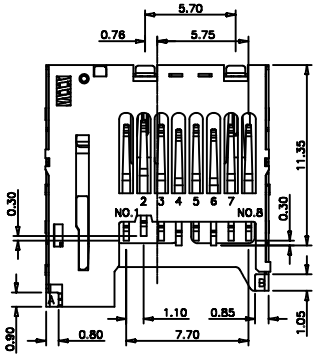

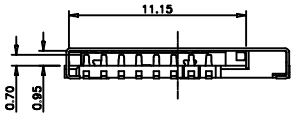

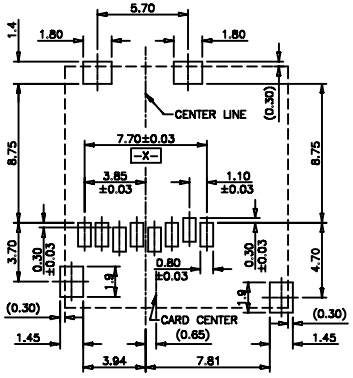

RECOMMENDED PCB LAYOUT(TOP VIEW)
GENERAL TOLERANCE: ±0.05

Pin No.	Name	Type	Description
1	DAT2	I/O/PP	Date Line(BIT2)
2	CD/DAT3	I/O/PP	Card Detect/Date Line(BIT3)
3	CMD	PP	Command Response
4	VDD	S	Supply Voltage
5	CLK	I	Colck
6	VSS	S	Supply Voltage Ground
7	DAT0	I/O/PP	Date Line(BIT0)
8	DAT1	I/O/PP	Date Line(DIT1)

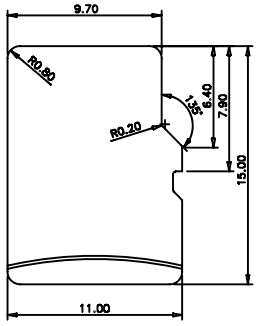

T-FLASH CARD
TOL:±0.10

Notes:

1.Material:
- 1.1. Housing: High Temperature LCP, UL94V-0 Roted Color: Black.
- 1.3. Contacts: Copper Alloy.
- 1.4. Shell: Stainless Steel.

2.Finsh:
- 2.1. Solder Area: Matte Tin.
- 2.2. Contact Area: Gold Over Nickel.

3.Specifications:
- 3.1. Operate Temperature: -40° C~+105° C
- 3.2. Insulation Resistance: 1000MΩ Min.
- 3.3. Contact Resistance: 30mΩ max.
- 3.4. Withstanding Voltage: 500V AC 1min.
- 3.5. Operating Voltage: 30V AC/DC.
- 3.6. Current Rating: 1A

4.Poduct Number Code:

DS1139-05 - XX X X X X X X

- Packing Type: R: Tape On Reel
- Shell Plating: S: Stainless
- Housing color: B: Black
- Contact Plating: 4: Selective 3u" gold
- Mounting type: S: SMT type
- Connector type: S: Socket
- No. of contacts: 08:8pin

GENERAL TOLERANCE		ANGLE TOLERANCE	
X.	±0.60	X.	±5°
.X	±0.38	.X	±3°
.XX	±0.25	.XX	±2°

DRAWING TYPE	CUSTOMER		
SCALE	1:1	SHEET	1 OF 1
DRAWING NO.	C-DS1139-05-XXXXXXX-A		

PROJECTION		TITLE	Micro SD Card Push Push H=1.85mm SMT Type
UNITS	mm		
SHEET SIZE	A4	SERIES	DS1139-05 SERIES

晨翔电子有限公司
CONNFLY® CONNFLY ELECTRONIC CO., LTD