

1 2 3 4 5 6 7 8 9

F

F

E

E

D

D

C

C

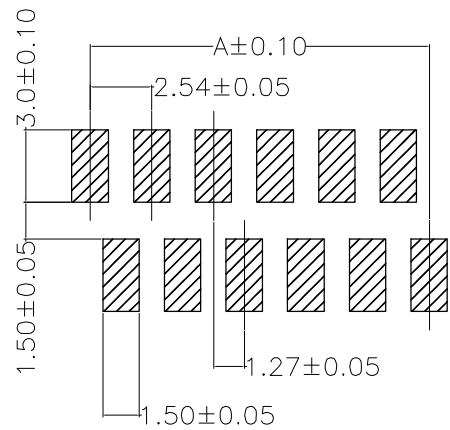
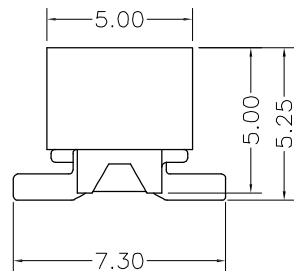
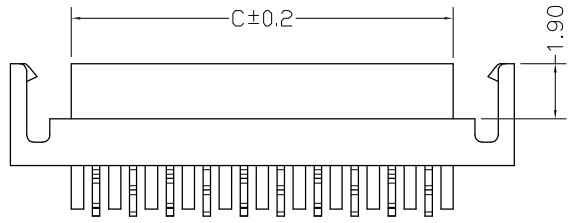
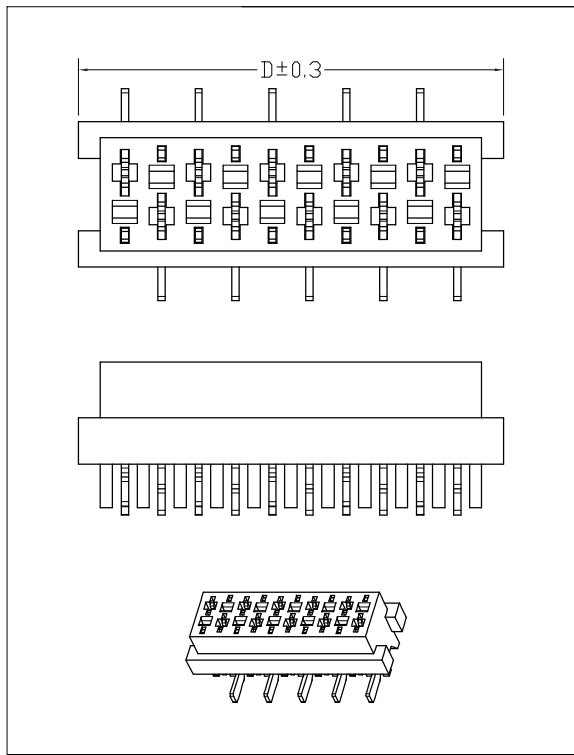
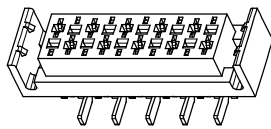
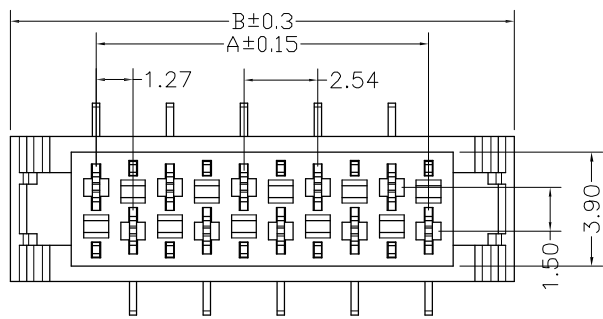
B

B

A

A

DIM.A= 1.27 × No. of Spaces
 DIM.B= DIM.A + 5.9
 DIM.C= DIM.A + 1.69
 DIM.D= DIM.A + 3.18
 *Available in 4 ~ 26 Circuits



Recommended P.C. Board Layout

Material:
 * Insulation:
 High Temperature Plastic UL 94V-0
 * Contact:Brass

GENERAL TOLERANCE		ANGLE TOLERANCE		DESIGN DATE	ELETE TECHNOLOGY CO., LTD 億涿得股份有限公司	
.X ±0.38		X' ±5°		Andy2005.08.12		FILE NAME (品名) 1.27*1.5MM SMT母头
.XX ±0.25		.X' ±2°		CHECK DATE	Feng 2013.02.25	
.XXX ±0.13		.XX' ±1°		APPRO. DATE		PART NO (料号) IDCJF5-X1XX
UNIT:mm		SCALE 1:1		SHEET: 1 of 1		DRAWING NO (图号)
A4						REV. AO

1 2 3 4 5 6 7 8 9